

The carving craftsmanship's process principle and measures of The Ming and qing furniture artisan

Xiaoting Niu

Doctor Graduate Student

Materials Science and Engineering College

Northeast Forestry University

No. 26, He Xing Road

Xiang Fang District

Harbin 150040

P.R. CHINA

E-mail: mark_niu2005@126.com

I . INTRODUCTION

- **Shencai Huagao**
- **Yiwen Tayang**
- **Cupi Zaozhi**
- **Chanxue Suxing**

II . SHENCAI HUAGAO

■ Muwen Shuli

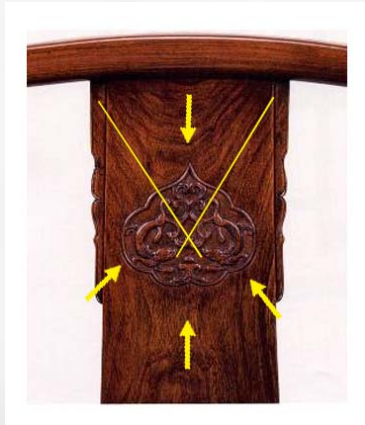


Figure 1

■ Yiwen Lixing



Figure 2

■ Yixing Suxing



Figure 3



Figure 4

Figure 5

■ The sample of Shencai Huagao




Figure 6 The sketch map of Shencai Huagao

III. YIWEN TAYANG

■ Miaogao Huayang

- The size of the special paper.
- Some of kind of the painting
- Grain appearance depth level and the expression of the relationship with

■ Wenli Shenshi

■ Gaoyang Tatie

- The halfway point of the corresponding position
- The pasting of dermatoglyphic pattern
 - * paste concentration control
 - * paste the master way




Figure 7

■ The sample of Yiwen Tayang




Figure 8 The sketch map of Yiwen Tayang

IV. CUPI ZAOZHI

- Pattern analysis
- Lunkuo Dingxing
 - Zuankong Chuangong
 - Lagong Souxing
 - Maobian cuoping
- Lidao Kaixian.




Figure 9 The sketch map of Contour finalize

■ The sample of Cupi Zaozhi



Figure 10 The sketch map of Cupi Zaozhi

V. CHANXUE SUXING

- Wenyang Buhua
- Shunwen Chanxue
- Tezheng Bawo
- Guamo Paoguang



Figure 11

■ The sample of Canxue Suxing



Figure 12 The sketch map of Chanxue Suxing

Acknowledgment

This study was supported by Heilongjiang provincial humanities and social science project(12514035).And we especially thank miss Zhaojing for the help of English translation.